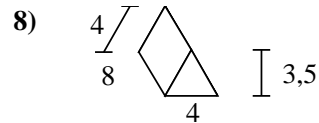
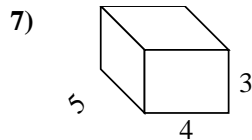
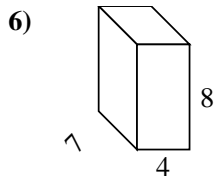
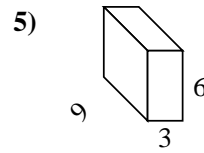
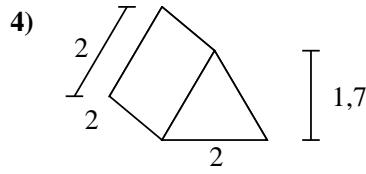
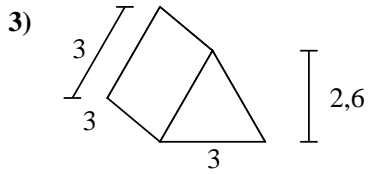
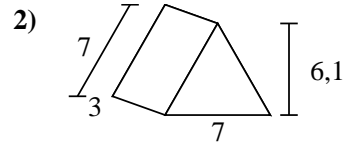
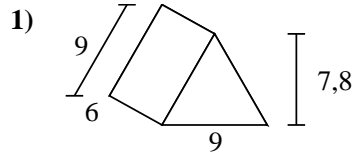
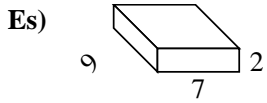




Calcola la superficie di ogni figura.



**Risposte**

Es. **190 cm<sup>2</sup>**

1. \_\_\_\_\_

2. \_\_\_\_\_

3. \_\_\_\_\_

4. \_\_\_\_\_

5. \_\_\_\_\_

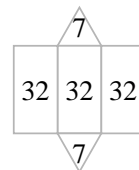
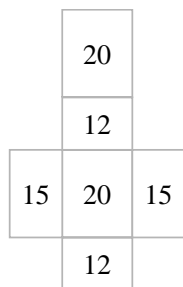
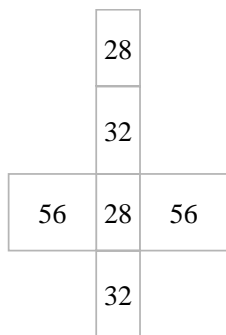
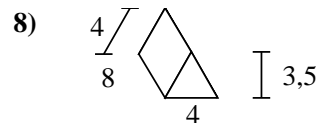
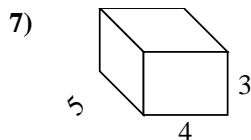
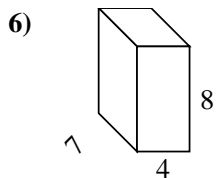
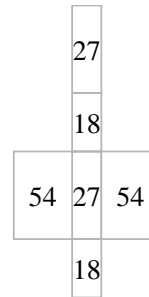
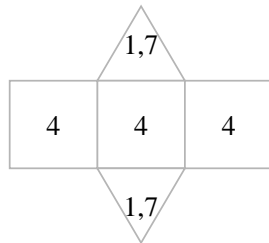
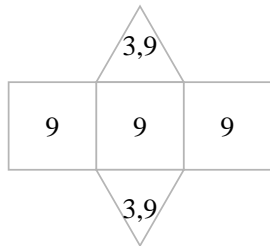
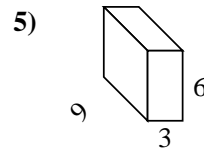
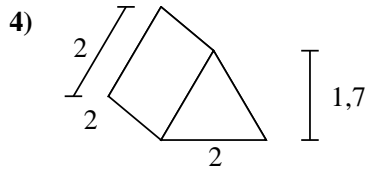
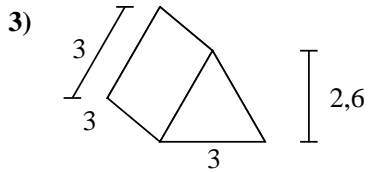
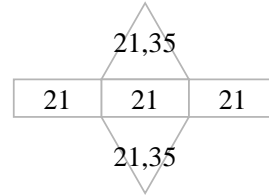
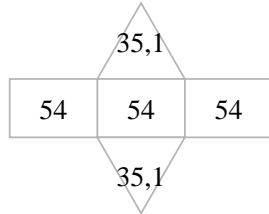
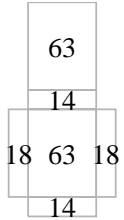
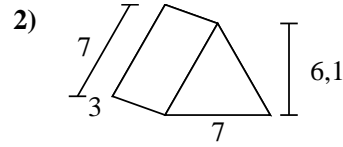
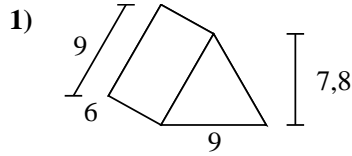
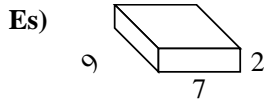
6. \_\_\_\_\_

7. \_\_\_\_\_

8. \_\_\_\_\_



Calcola la superficie di ogni figura.



**Risposte**

- Es. 190 cm<sup>2</sup>  
 1. 232,2 cm<sup>2</sup>  
 2. 105,7 cm<sup>2</sup>  
 3. 34,8 cm<sup>2</sup>  
 4. 15,4 cm<sup>2</sup>  
 5. 198 cm<sup>2</sup>  
 6. 232 cm<sup>2</sup>  
 7. 94 cm<sup>2</sup>  
 8. 110 cm<sup>2</sup>