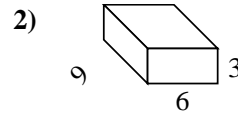
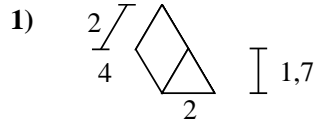
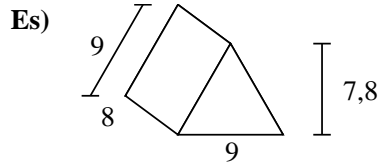




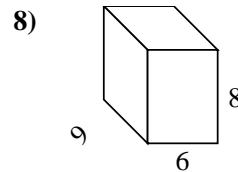
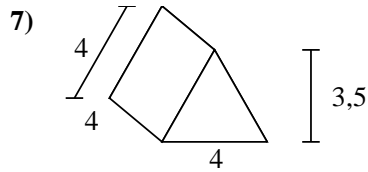
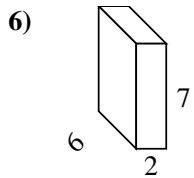
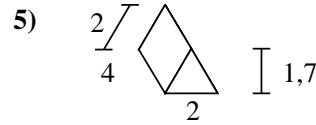
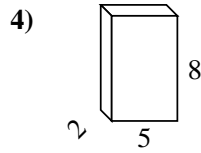
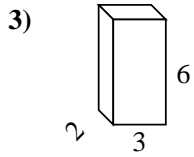
Calcola la superficie di ogni figura.



Risposte

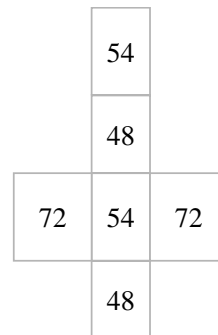
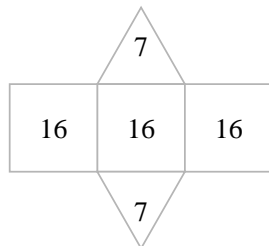
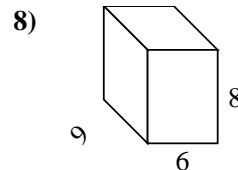
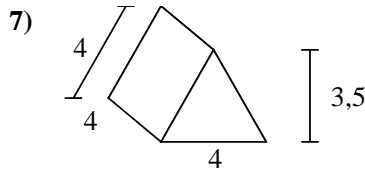
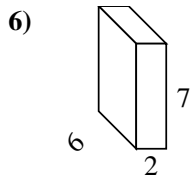
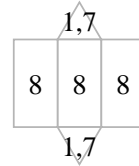
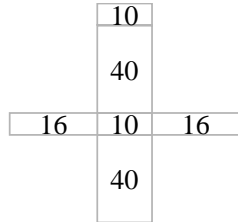
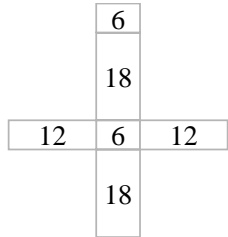
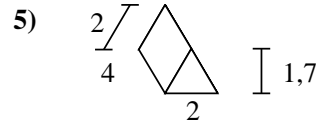
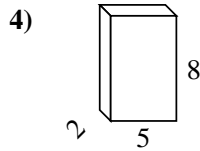
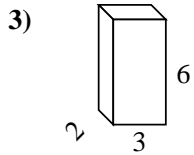
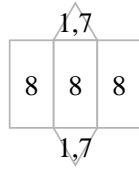
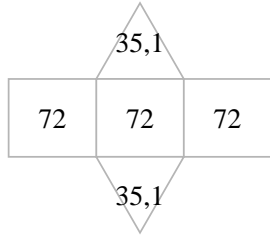
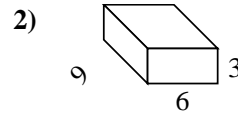
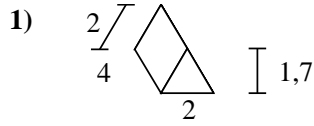
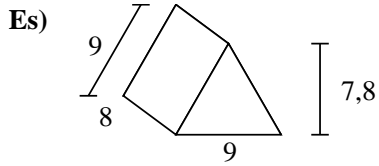
Es. **286,2 cm²**

- 1. _____
- 2. _____
- 3. _____
- 4. _____
- 5. _____
- 6. _____
- 7. _____
- 8. _____





Calcola la superficie di ogni figura.



Risposte

Es. 286,2 cm²

1. 27,4 cm²

2. 198 cm²

3. 72 cm²

4. 132 cm²

5. 27,4 cm²

6. 136 cm²

7. 62 cm²

8. 348 cm²