



Collega il grafico alla sua tabella.

1)

Persone	
7.000	
10.000	
9.000	
5.000	
1.000	

2)

Persone	
10.000	
7.000	
5.000	
9.000	
1.000	

3)

Persone	
9.000	
10.000	
5.000	
1.000	
7.000	

4)

Persone	
10.000	
9.000	
5.000	
1.000	
7.000	

5)

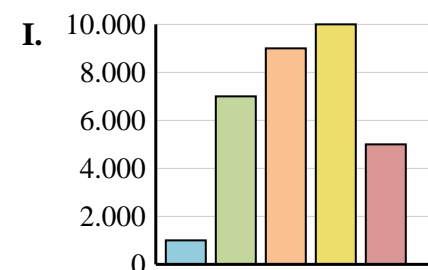
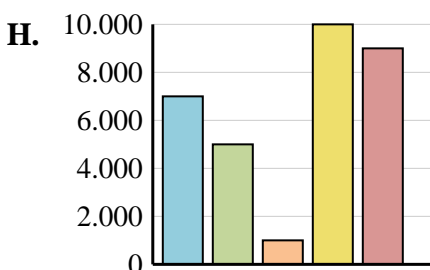
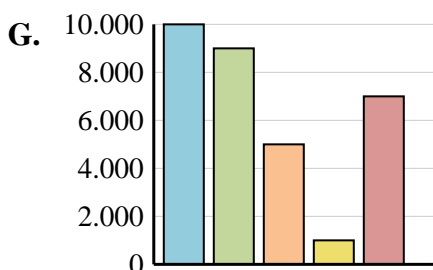
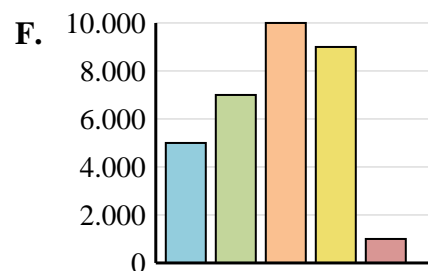
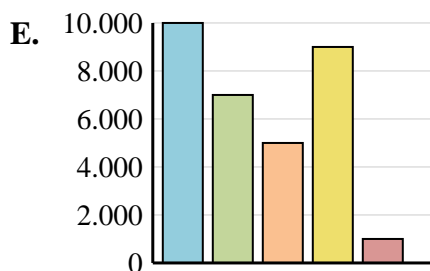
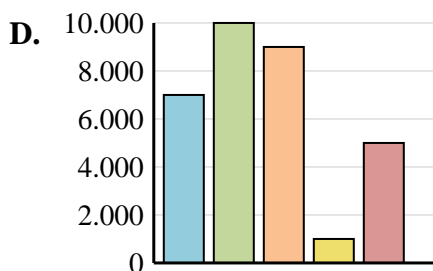
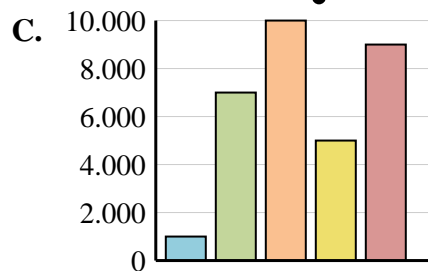
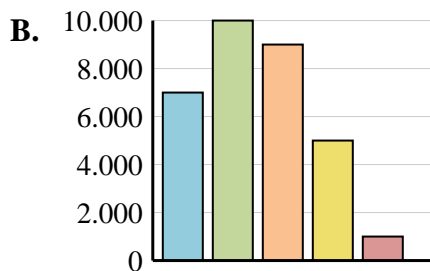
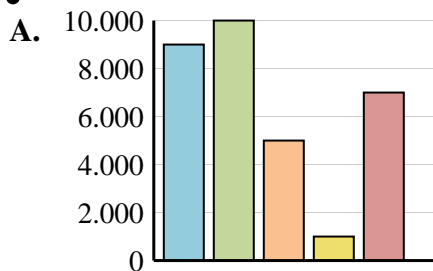
Persone	
7.000	
10.000	
9.000	
1.000	
5.000	

6)

Persone	
7.000	
5.000	
1.000	
10.000	
9.000	

Risposte

1. _____
2. _____
3. _____
4. _____
5. _____
6. _____





Collega il grafico alla sua tabella.

1)

Persone	
	7.000
	10.000
	9.000
	5.000
	1.000

2)

Persone	
	10.000
	7.000
	5.000
	9.000
	1.000

3)

Persone	
	9.000
	10.000
	5.000
	1.000
	7.000

4)

Persone	
	10.000
	9.000
	5.000
	1.000
	7.000

5)

Persone	
	7.000
	10.000
	9.000
	1.000
	5.000

6)

Persone	
	7.000
	5.000
	1.000
	10.000
	9.000

Risposte

1. **B**

2. **E**

3. **A**

4. **G**

5. **D**

6. **H**

