



Collega il grafico alla sua tabella.

1)

Persone	
	4.000
	3.000
	8.000
	5.000
	2.000

2)

Persone	
	3.000
	8.000
	4.000
	2.000
	5.000

3)

Persone	
	2.000
	5.000
	8.000
	4.000
	3.000

4)

Persone	
	4.000
	8.000
	2.000
	5.000
	3.000

5)

Persone	
	2.000
	4.000
	5.000
	8.000
	3.000

6)

Persone	
	3.000
	5.000
	8.000
	2.000
	4.000

Risposte

1. _____

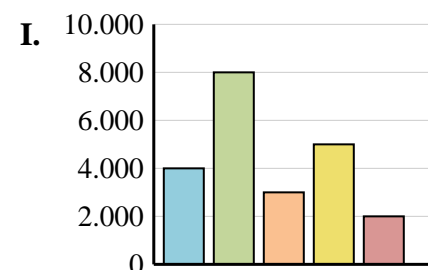
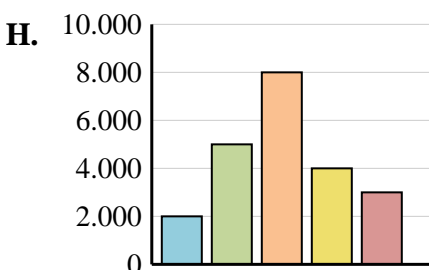
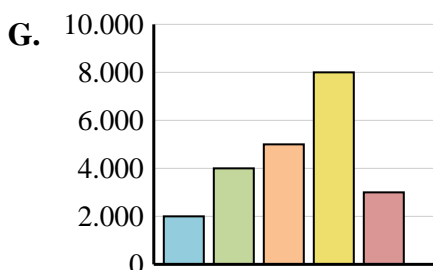
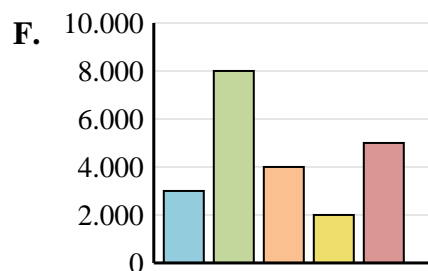
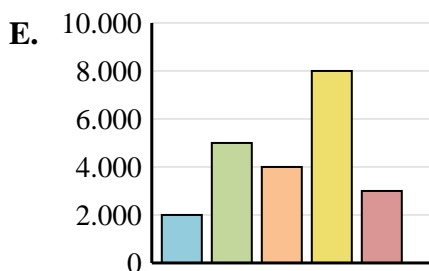
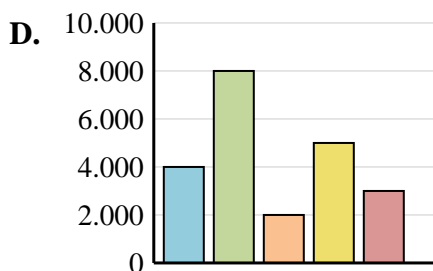
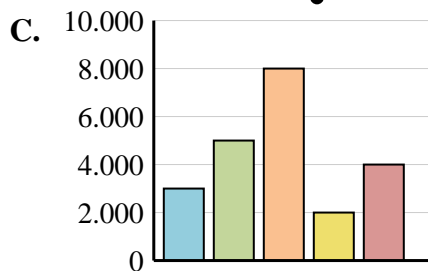
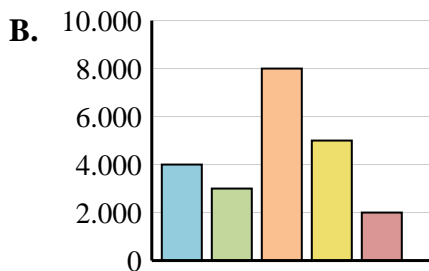
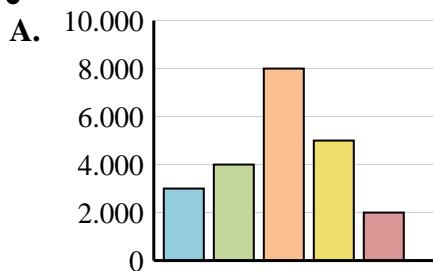
2. _____

3. _____

4. _____

5. _____

6. _____





Collega il grafico alla sua tabella.

1)

	Persone
	4.000
	3.000
	8.000
	5.000
	2.000

2)

	Persone
	3.000
	8.000
	4.000
	2.000
	5.000

3)

	Persone
	2.000
	5.000
	8.000
	4.000
	3.000

4)

	Persone
	4.000
	8.000
	2.000
	5.000
	3.000

5)

	Persone
	2.000
	4.000
	5.000
	8.000
	3.000

6)

	Persone
	3.000
	5.000
	8.000
	2.000
	4.000

Risposte

1. **B**

2. **F**

3. **H**

4. **D**

5. **G**

6. **C**

