



Collega il grafico alla sua tabella.

1)

| Persone |  |
|---------|--|
| 1.000   |  |
| 6.000   |  |
| 3.000   |  |
| 9.000   |  |
| 10.000  |  |

2)

| Persone |  |
|---------|--|
| 10.000  |  |
| 3.000   |  |
| 1.000   |  |
| 6.000   |  |
| 9.000   |  |

3)

| Persone |  |
|---------|--|
| 10.000  |  |
| 1.000   |  |
| 6.000   |  |
| 9.000   |  |
| 3.000   |  |

4)

| Persone |  |
|---------|--|
| 10.000  |  |
| 6.000   |  |
| 3.000   |  |
| 1.000   |  |
| 9.000   |  |

5)

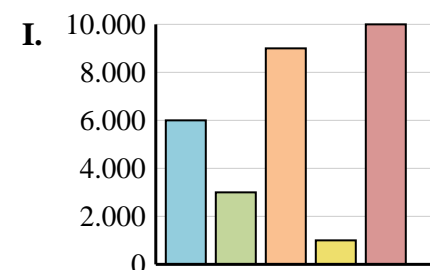
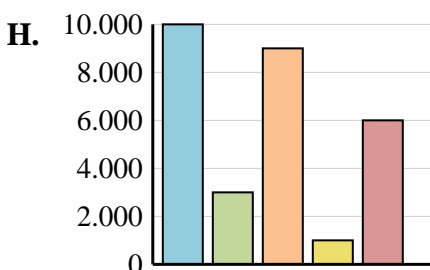
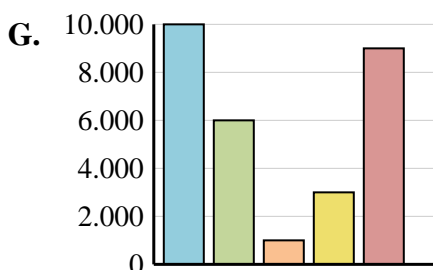
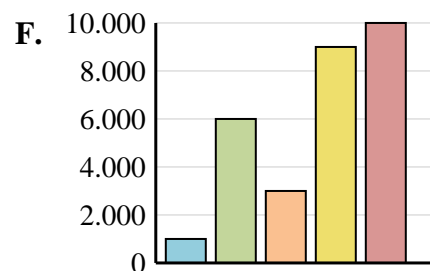
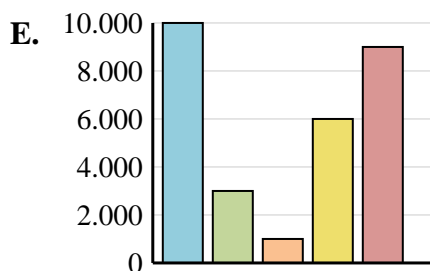
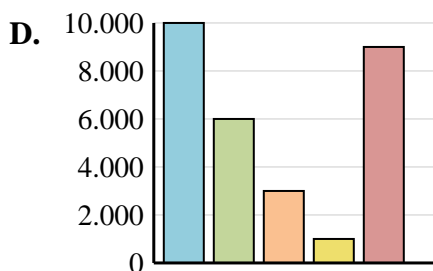
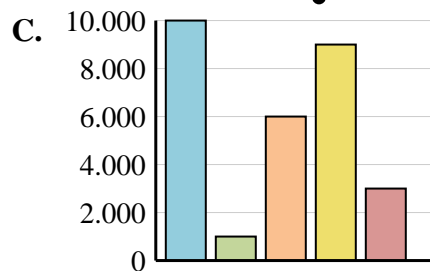
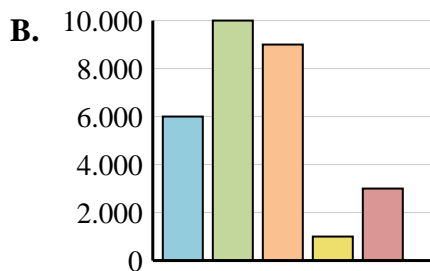
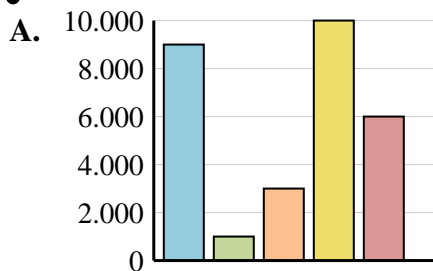
| Persone |  |
|---------|--|
| 10.000  |  |
| 6.000   |  |
| 1.000   |  |
| 3.000   |  |
| 9.000   |  |

6)

| Persone |  |
|---------|--|
| 10.000  |  |
| 3.000   |  |
| 9.000   |  |
| 1.000   |  |
| 6.000   |  |

**Risposte**

1. \_\_\_\_\_
2. \_\_\_\_\_
3. \_\_\_\_\_
4. \_\_\_\_\_
5. \_\_\_\_\_
6. \_\_\_\_\_





Collega il grafico alla sua tabella.

1)

| Persone |        |
|---------|--------|
|         | 1.000  |
|         | 6.000  |
|         | 3.000  |
|         | 9.000  |
|         | 10.000 |

2)

| Persone |        |
|---------|--------|
|         | 10.000 |
|         | 3.000  |
|         | 1.000  |
|         | 6.000  |
|         | 9.000  |

3)

| Persone |        |
|---------|--------|
|         | 10.000 |
|         | 1.000  |
|         | 6.000  |
|         | 9.000  |
|         | 3.000  |

4)

| Persone |        |
|---------|--------|
|         | 10.000 |
|         | 6.000  |
|         | 3.000  |
|         | 1.000  |
|         | 9.000  |

5)

| Persone |        |
|---------|--------|
|         | 10.000 |
|         | 6.000  |
|         | 1.000  |
|         | 3.000  |
|         | 9.000  |

6)

| Persone |        |
|---------|--------|
|         | 10.000 |
|         | 3.000  |
|         | 9.000  |
|         | 1.000  |
|         | 6.000  |

**Risposte**

- 1. **F**
- 2. **E**
- 3. **C**
- 4. **D**
- 5. **G**
- 6. **H**

