



Collega il grafico alla sua tabella.

1)

| Persone | |
|---------|--|
| 1.000 | |
| 2.000 | |
| 10.000 | |
| 5.000 | |
| 4.000 | |

2)

| Persone | |
|---------|--|
| 4.000 | |
| 10.000 | |
| 5.000 | |
| 1.000 | |
| 2.000 | |

3)

| Persone | |
|---------|--|
| 4.000 | |
| 10.000 | |
| 5.000 | |
| 2.000 | |
| 1.000 | |

4)

| Persone | |
|---------|--|
| 5.000 | |
| 10.000 | |
| 1.000 | |
| 2.000 | |
| 4.000 | |

5)

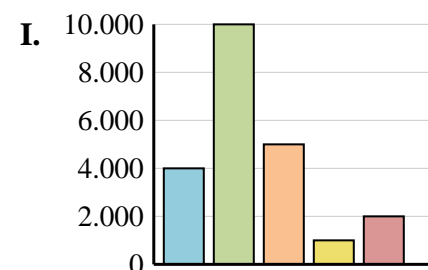
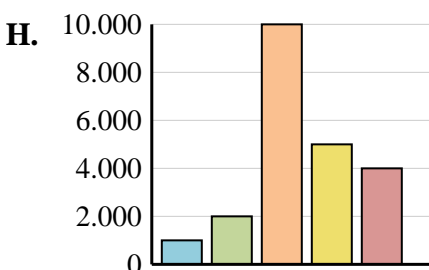
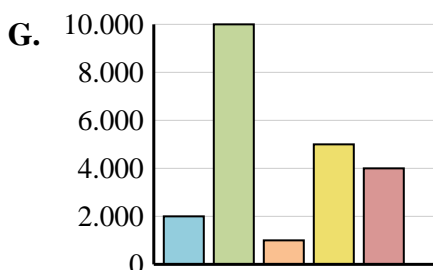
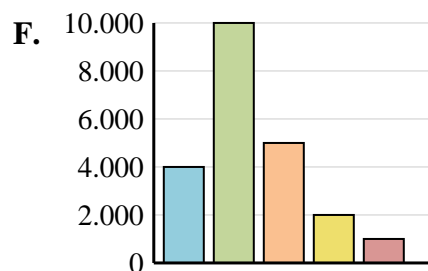
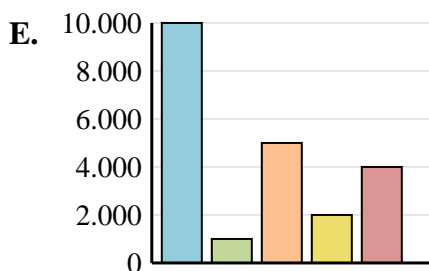
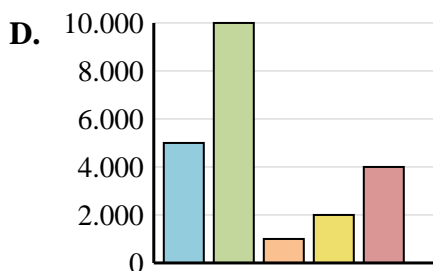
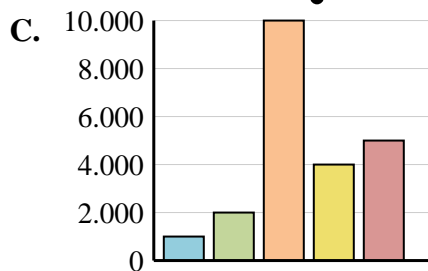
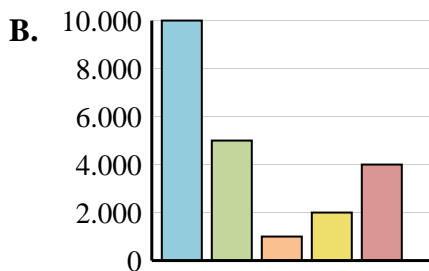
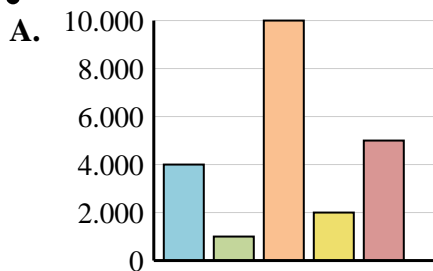
| Persone | |
|---------|--|
| 10.000 | |
| 5.000 | |
| 1.000 | |
| 2.000 | |
| 4.000 | |

6)

| Persone | |
|---------|--|
| 10.000 | |
| 1.000 | |
| 5.000 | |
| 2.000 | |
| 4.000 | |

Risposte

1. _____
2. _____
3. _____
4. _____
5. _____
6. _____





Collega il grafico alla sua tabella.

1)

| | Persone |
|--|---------|
| | 1.000 |
| | 2.000 |
| | 10.000 |
| | 5.000 |
| | 4.000 |

2)

| | Persone |
|--|---------|
| | 4.000 |
| | 10.000 |
| | 5.000 |
| | 1.000 |
| | 2.000 |

3)

| | Persone |
|--|---------|
| | 4.000 |
| | 10.000 |
| | 5.000 |
| | 2.000 |
| | 1.000 |

4)

| | Persone |
|--|---------|
| | 5.000 |
| | 10.000 |
| | 1.000 |
| | 2.000 |
| | 4.000 |

5)

| | Persone |
|--|---------|
| | 10.000 |
| | 5.000 |
| | 1.000 |
| | 2.000 |
| | 4.000 |

6)

| | Persone |
|--|---------|
| | 10.000 |
| | 1.000 |
| | 5.000 |
| | 2.000 |
| | 4.000 |

Risposte

1. **H**

2. **I**

3. **F**

4. **D**

5. **B**

6. **E**

