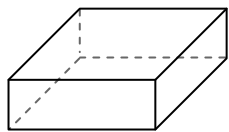




Usa il diagramma per identificare le facce, i vertici e le superfici delle forme

Risposte

1)



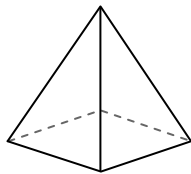
prisma rettangolare

facce: _____

vertici: _____

spigoli: _____

2)



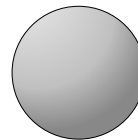
piramide rettangolare

facce: _____

vertici: _____

spigoli: _____

3)



sfera

facce: _____

vertici: _____

spigoli: _____

1. _____

2. _____

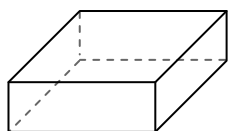
3. _____

4. _____


5. _____

6. _____

4)



prisma rettangolare



sfera

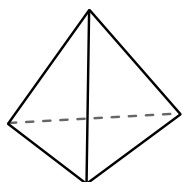
Quale forma ha più facce?

A.prisma rettangolare

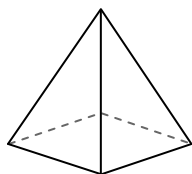
B.sfera

C.Entrambi hanno lo stesso numero di facce.

5)



piramide triangolare



piramide rettangolare

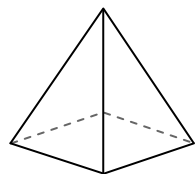
Quale forma ha più vertici?

A.piramide triangolare

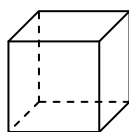
B.piramide rettangolare

C.Entrambi hanno lo stesso numero di vertici.

6)



piramide rettangolare



cube

Quale forma ha più spigoli?

A.piramide rettangolare

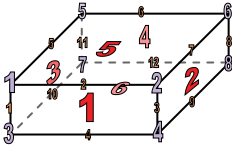
B.cube

C.Entrambi hanno lo stesso numero di spigoli.



Usa il diagramma per identificare le facce, i vertici e le superfici delle forme

1)



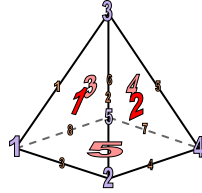
prisma rettangolare

facce: 6

vertici: 8

spigoli: 12

2)



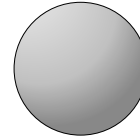
piramide rettangolare

facce: 5

vertici: 5

spigoli: 8

3)



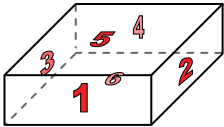
sfera

facce: 1

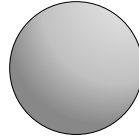
vertici: 0

spigoli: 0

4)



prisma rettangolare



sfera

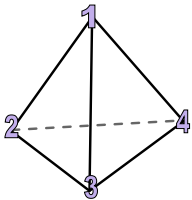
Quale forma ha più facce?

A. prisma rettangolare

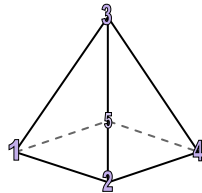
B. sfera

C. Entrambi hanno lo stesso numero di facce.

5)



piramide triangolare



piramide rettangolare

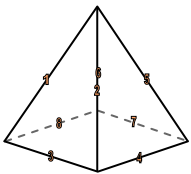
Quale forma ha più vertici?

A. piramide triangolare

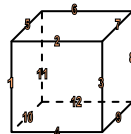
B. piramide rettangolare

C. Entrambi hanno lo stesso numero di vertici.

6)



piramide rettangolare



cube

Quale forma ha più spigoli?

A. piramide rettangolare

B. cube

C. Entrambi hanno lo stesso numero di spigoli.

Risposte

1. 6, 8, 12

2. 5, 5, 8

3. 1, 0, 0

4. A

5. B

6. B