




Usa il diagramma per identificare le facce, i vertici e le superfici delle forme

**Risposte**

1)



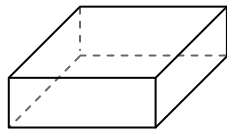
sfera

facce: \_\_\_\_\_

vertici: \_\_\_\_\_

spigoli: \_\_\_\_\_

2)



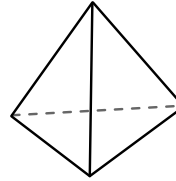
prisma rettangolare

facce: \_\_\_\_\_

vertici: \_\_\_\_\_

spigoli: \_\_\_\_\_

3)



piramide triangolare

facce: \_\_\_\_\_

vertici: \_\_\_\_\_

spigoli: \_\_\_\_\_

1. \_\_\_\_\_

2. \_\_\_\_\_

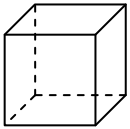
3. \_\_\_\_\_

4. \_\_\_\_\_

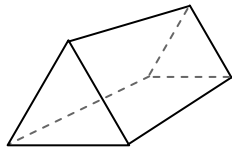
5. \_\_\_\_\_

6. \_\_\_\_\_

4)



cube



prisma triangolare

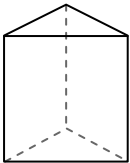
Quale forma ha più facce?

A.cube

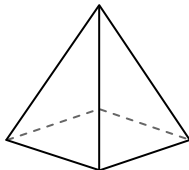
B.prisma triangolare

C.Entrambi hanno lo stesso numero di facce.

5)



prisma triangolare



piramide rettangolare

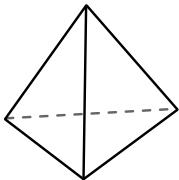
Quale forma ha più vertici?

A.prisma triangolare

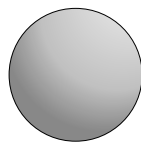
B.piramide rettangolare

C.Entrambi hanno lo stesso numero di vertici.

6)



piramide triangolare



sfera

Quale forma ha più spigoli?

A.piramide triangolare


B.sfera

C.Entrambi hanno lo stesso numero di spigoli.



Usa il diagramma per identificare le facce, i vertici e le superfici delle forme

1)



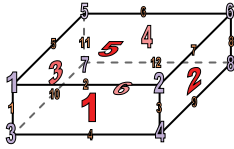
sfera

facce: 1

vertici: 0

spigoli: 0

2)



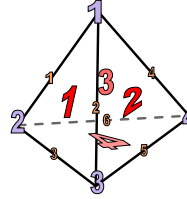
prisma rettangolare

facce: 6

vertici: 8

spigoli: 12

3)



piramide triangolare

facce: 4

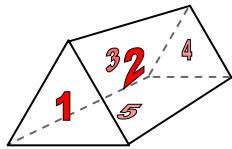
vertici: 4

spigoli: 6

4)



cube



prisma triangolare

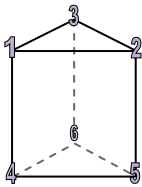
Quale forma ha più facce?

A.cube

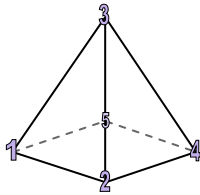
B.prisma triangolare

C.Entrambi hanno lo stesso numero di facce.

5)



prisma triangolare



piramide rettangolare

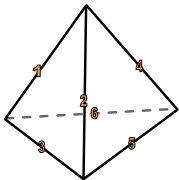
Quale forma ha più vertici?

A.prisma triangolare

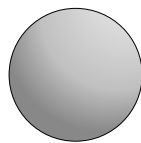
B.piramide rettangolare

C.Entrambi hanno lo stesso numero di vertici.

6)



piramide triangolare



sfera

Quale forma ha più spigoli?

A.piramide triangolare

B.sfera

C.Entrambi hanno lo stesso numero di spigoli.

**Risposte**

1. 1, 0, 0

2. 6, 8, 12

3. 4, 4, 6

4. A

5. A

6. A